

Luminaria

Código COM2-60W2M1-30K7-ffff-gghhh-i_jj-kk
Nombre Coanda Series Mini S2 - 60W 30K70 T2M1

Ensayo

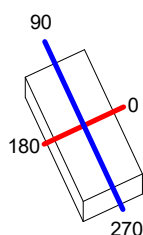
Código Coanda Series Mini S2 60W COM2-60W2M1-30K7-ffff-gghhh-i_jj-kk 30K70 T2M1
Nombre Coanda Series Mini S2 - 60W 30K70 T2M1

Flujo Luminaria	8100.00 lm	Potencia luminaria	60.00 W	Eficiencia	135.00 lm/W	Rendimiento	100.00%
Flujo de Lámpara	8100.00 lm	Valor Máximo	543.36 cd/klm	Posición	C=10.00 G=68.00	CG	Asimétrico
Luminaria Rectangular		Longit.	590 mm	Anchura	280 mm	Altura	125 mm
Área Luminosa Rectangular		Longit.	590 mm	Anchura	280 mm	Altura	125 mm
Área Luminosa Horizontal		0.165200 m2		Área Emisión sobre Pl. 180°		0.073750 m2	
Área Emisión sobre Pl. 0°		0.073750 m2		Área Emisión sobre Pl. 270°		0.035000 m2	
Área Emisión sobre Pl. 90°		0.035000 m2		Área de deslumbramiento a 76°		0.111525 m2	
Sist. de Coorden.		CG		Tipo de Simetría		Asimétrico	
Fecha		07-02-2022		Máximo Ángulo Gamma		90	
Distancia de Ensayo		0.00		Flujo de Ensayo		5400.00 lm	
Operador				Tensión de alimentación			
Temperatura		25.00 °C		Corriente de alimentación			
Humedad		60.00 %		Fotocélula			
Notas							

Lámparas de la Luminaria

Familia	Código	Nombre	Flujo [lm]	Pot. [W]	Cant.
	COM2-60W2M1-30K7-ffff-gghhh-i_jj-kk	Coanda Series Mini S2 - 60W 30K70 T2M1 - 60 W	8100.00	60.00	1
C.I.E.	44 75 96 100 100	D DIN 5040	A30		
F UTE	1.00 E	B NBN	BZ 5		

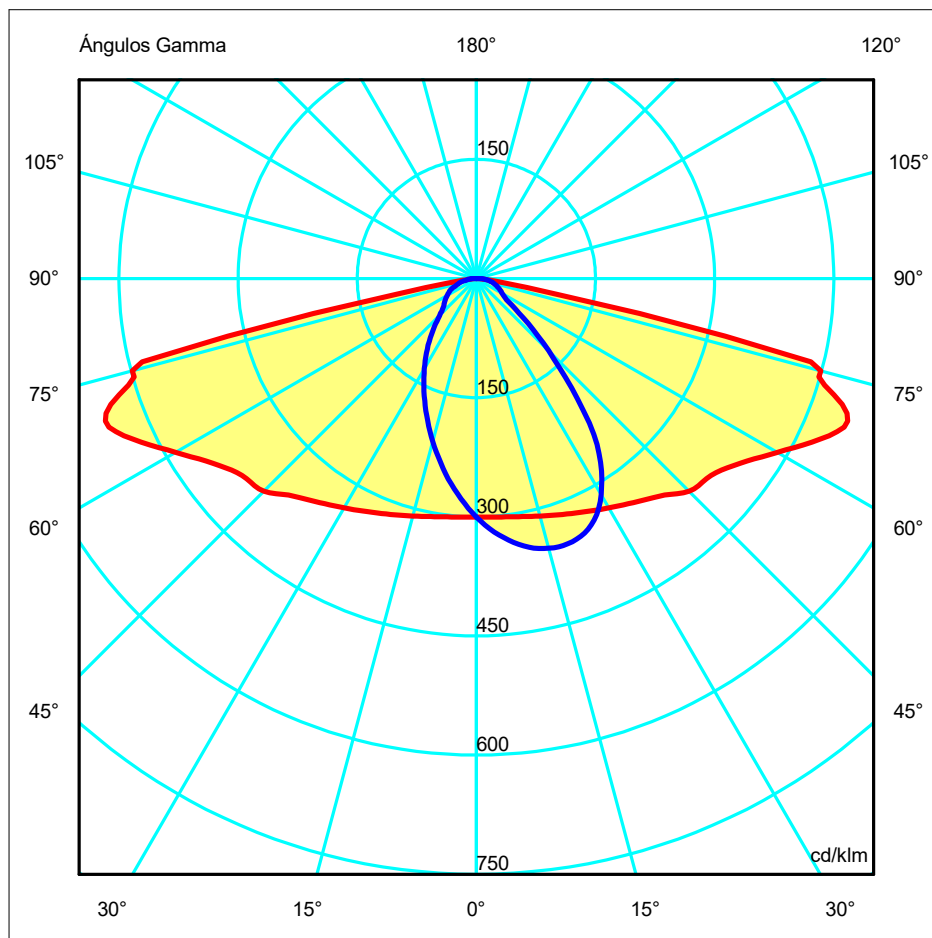
590mm x 280mm



Semiplanos C

180.0 — 0.0
270.0 — 90.0

ULOR 0.00 %
DLOR 100.00 %
RN 0.00 %



Luminaria

Código COM2-60W2M1-30K7-ffff-gghhh-i_jj-kk

Nombre Coanda Series Mini S2 - 60W 30K70 T2M1

Ensayo

Código Coanda Series Mini S2 60W COM2-60W2M1-30K7-ffff-gghhh-i_jj-kk 30K70 T2M1

Nombre Coanda Series Mini S2 - 60W 30K70 T2M1

Flujo Luminaria	8100.00 lm		Potencia luminaria		60.00 W		Eficiencia		135.00 lm/W		Rendimiento		100.00%	
Flujo de Lámpara	8100.00 lm		Valor Máximo		543.36 cd/klm		Posición		C=10.00 G=68.00		CG Asimétrico			
Tabla de Intensidad Luminosa cd/klm														
Tabla 1/6														
	C 0.00	C 10.00	C 20.00	C 30.00	C 40.00	C 50.00	C 60.00	C 70.00	C 80.00	C 90.00	C 100.00	C 110.00	C 120.00	
G 0.0	300.20	300.20	300.20	300.20	300.20	300.20	300.20	300.20	300.20	300.20	300.20	300.20	300.20	
G 1.0	300.25	301.11	301.99	302.80	303.53	304.14	304.62	305.10	305.27	305.36	305.27	305.10	304.62	
G 2.0	300.36	302.11	303.82	305.40	306.82	308.05	309.01	309.77	310.20	310.32	310.20	309.77	309.01	
G 3.0	300.55	303.17	305.76	308.08	310.15	311.94	313.27	314.39	315.00	315.22	315.00	314.39	313.27	
G 4.0	300.88	304.39	307.74	310.82	313.44	315.70	317.38	318.77	319.39	319.72	319.39	318.77	317.38	
G 5.0	301.26	305.62	309.84	313.56	316.76	319.40	321.28	322.92	323.60	324.01	323.60	322.92	321.28	
G 6.0	301.69	306.93	311.98	316.35	319.95	322.93	324.98	326.82	327.47	327.96	327.47	326.82	324.98	
G 7.0	302.21	308.35	314.12	319.06	323.07	326.36	328.52	330.39	331.07	331.66	331.07	330.39	328.52	
G 8.0	302.80	309.83	316.41	321.76	326.18	329.63	331.91	333.87	334.69	335.25	334.69	333.87	331.91	
G 9.0	303.51	311.45	318.69	324.64	329.20	332.80	335.26	337.27	337.95	338.57	337.95	337.27	335.26	
G 10.0	304.29	313.14	321.04	327.42	332.29	336.06	338.43	340.42	340.96	341.60	340.96	340.42	338.43	
G 11.0	305.17	314.93	323.50	330.23	335.31	339.18	341.43	343.32	343.72	344.36	343.72	343.32	341.43	
G 12.0	306.11	316.75	325.97	333.04	338.34	342.19	344.22	345.90	346.05	346.68	346.05	345.90	344.22	
G 13.0	307.13	318.66	328.52	335.90	341.32	345.06	346.76	348.17	348.06	348.67	348.06	348.17	346.76	
G 14.0	308.20	320.64	331.12	338.81	344.28	347.82	349.10	350.14	349.61	350.15	349.61	350.14	349.10	
G 15.0	309.34	322.71	333.72	341.78	347.13	350.36	351.15	351.72	350.93	351.46	350.93	351.72	351.15	
G 16.0	310.52	324.86	336.40	344.73	349.97	352.76	352.95	353.13	352.02	352.45	352.02	353.13	352.95	
G 17.0	311.81	327.12	339.19	347.71	352.72	355.00	354.54	354.31	352.75	353.06	352.75	354.31	354.54	
G 18.0	313.12	329.38	342.04	350.73	355.41	357.09	356.04	355.15	353.05	353.29	353.05	355.15	356.04	
G 19.0	314.45	331.72	344.98	353.79	358.05	359.09	357.27	355.71	352.98	353.05	352.98	355.71	357.27	
G 20.0	315.87	334.17	347.90	356.78	360.65	361.00	358.27	355.91	352.48	352.39	352.48	355.91	358.27	
G 21.0	317.28	336.65	350.93	359.79	363.16	362.74	359.06	355.75	351.56	351.24	351.56	355.75	359.06	
G 22.0	318.83	339.23	353.99	362.80	365.65	364.30	359.50	355.24	350.30	349.81	350.30	355.24	359.50	
G 23.0	320.45	341.89	357.17	365.88	368.02	365.73	359.71	354.33	348.61	347.84	348.61	354.33	359.71	
G 24.0	322.13	344.52	360.47	368.91	370.32	366.95	359.56	353.10	346.41	345.41	346.41	353.10	359.56	
G 25.0	323.84	347.31	363.76	371.99	372.56	367.98	359.11	351.35	343.47	342.06	343.47	351.35	359.11	
G 26.0	325.68	350.20	367.19	375.07	374.68	368.81	358.37	349.04	339.86	338.21	339.86	349.04	358.37	
G 27.0	327.52	353.19	370.71	378.12	376.66	369.36	357.23	346.12	335.54	333.42	335.54	346.12	357.23	
G 28.0	329.48	356.37	374.30	381.16	378.47	369.66	355.64	342.64	330.30	327.68	330.30	342.64	355.64	
G 29.0	331.43	359.65	377.91	384.21	380.21	369.71	353.64	338.46	324.21	321.27	324.21	338.46	353.64	
G 30.0	333.37	363.06	381.71	387.21	381.79	369.56	351.16	333.38	317.31	313.80	317.31	333.38	351.16	
G 31.0	335.34	366.53	385.59	390.23	383.08	369.11	348.12	327.41	309.61	305.83	309.61	327.41	348.12	
G 32.0	337.41	370.10	389.56	393.14	384.20	368.33	344.45	320.51	301.65	297.66	301.65	320.51	344.45	
G 33.0	339.54	373.75	393.43	395.94	385.10	367.22	339.97	313.05	293.31	288.74	293.31	313.05	339.97	
G 34.0	341.77	377.54	397.22	398.68	385.93	365.64	334.41	305.31	283.98	279.08	283.98	305.31	334.41	
G 35.0	344.10	381.66	400.92	401.24	386.58	363.76	327.93	296.81	274.07	268.79	274.07	296.81	327.93	
G 36.0	346.52	385.95	404.69	403.53	387.15	361.48	320.80	287.59	263.62	257.87	263.62	287.59	320.80	
G 37.0	349.01	390.12	408.40	405.44	387.58	358.65	313.26	277.68	252.14	245.70	252.14	277.68	313.26	
G 38.0	351.60	394.31	411.75	406.87	387.63	355.13	304.92	267.31	238.74	230.84	238.74	267.31	304.92	
G 39.0	354.40	398.68	414.45	408.12	387.33	350.78	295.78	255.99	222.05	213.40	222.05	255.99	295.78	
G 40.0	357.54	403.25	416.74	409.38	386.89	345.43	286.26	242.91	204.94	197.95	204.94	242.91	286.26	
G 41.0	361.04	407.56	418.89	410.75	386.33	339.10	276.17	226.84	190.11	182.50	190.11	226.84	276.17	
G 42.0	365.26	411.33	421.32	412.07	385.49	331.61	265.27	209.48	174.68	167.09	174.68	209.48	265.27	
G 43.0	370.00	414.61	423.89	413.13	384.24	323.21	253.20	194.24	160.51	153.42	160.51	194.24	253.20	
G 44.0	374.87	417.76	426.40	413.99	382.54	314.29	238.84	179.00	147.46	140.31	147.46	179.00	238.84	
G 45.0	378.67	420.84	428.96	414.68	380.54	304.90	221.42	163.81	134.93	128.28	134.93	163.81	221.42	
G 46.0	380.96	423.79	431.73	415.53	377.97	294.83	204.25	150.39	122.96	116.61	122.96	150.39	204.25	
G 47.0	382.30	426.86	434.81	416.47	374.97	283.71	187.58	137.63	111.81	105.74	111.81	137.63	187.58	
G 48.0	382.71	429.66	438.25	417.48	371.18	272.12	172.25	125.66	101.35	95.67	101.35	125.66	172.25	
G 49.0	383.72	432.36	441.99	418.81	366.02	259.38	157.48	114.34	92.21	86.09	92.21	114.34	157.48	
G 50.0	385.38	435.40	445.59	420.39	359.39	243.81	144.06	103.85	83.08	77.34	83.08	103.85	144.06	
G 51.0	388.22	438.76	448.29	422.38	350.67	223.81	131.53	93.84	73.95	69.41	73.95	93.84	131.53	
G 52.0	391.65	442.58	450.50	424.60	339.92	204.30	119.34	84.49	66.24	62.07	66.24	84.49	119.34	
G 53.0	395.64	446.68	452.86	426.98	327.91	184.80	107.97	75.76	59.30	55.74	59.30	75.76	107.97	
G 54.0	400.12	451.15	455.47	428.69	314.75	165.34	97.46	67.72	53.20	50.29	53.20	67.72	97.46	
G 55.0	405.22	456.15	458.31	428.66	300.52	149.12	87.23	60.43	48.23	46.17	48.23	60.43	87.23	
G 56.0	410.73	461.59	461.31	427.42	285.45	133.53	77.00	54.09	44.49	43.33	44.49	54.09	77.00	
G 57.0	416.88	467.47	464.20	425.78	268.69	119.22	68.38	48.91	41.92	41.57	41.92	48.91	68.38	
G 58.0	423.44	473.93	466.94	423.54	247.00	105.32	60.68	44.74	40.15	40.19	40.15	44.74	60.68	
G 59.0	430.36	481.05	469.66	419.78	217.50	92.44	53.97	41.49	38.75	38.85	38.75	41.49	53.97	
G 60.0	437.28	488.51	472.63	414.92	187.58	80.81	48.70	39.23	37.49	37.58	37.49	39.23	48.70	
G 61.0	444.86	496.26	475.79	408.74	161.71	70.69	44.42	37.57	36.34	36.30	36.34	37.57	44.42	
G 62.0	452.92	504.10	479.02	398.72	138.62	62.29	40.95	36.34	35.22	35.15	35.22	36.34	40.95	
G 63.0	461.35	512.12	481.80	381.31	118.53	55.39	38.22	35.34	34.15	34.06	34.15	35.34	38.22	
G 64.0	469.50	519.72	484.71	358.13	101.47	49.64	36.09	34.39	33.14	33.07	33.14	34.39	49.64	
G 65.0	477.92	527.08	487.43	333.66	88.75	44.76	34.50	33.47	32.24	32.19	32.24	33.47	44.76	
G 66.0	485.93	534.05												

Luminaria

Código COM2-60W2M1-30K7-ffff-gghhh-i_jj-kk

Nombre Coanda Series Mini S2 - 60W 30K70 T2M1

Ensayo

Código Coanda Series Mini S2 60W COM2-60W2M1-30K7-ffff-gghhh-i_jj-kk 30K70 T2M1

Nombre Coanda Series Mini S2 - 60W 30K70 T2M1

Flujo Luminaria	8100.00 lm		Potencia luminaria		60.00 W		Eficencia		135.00 lm/W		Rendimiento		100.00%	
Flujo de Lámpara	8100.00 lm		Valor Máximo		543.36 cd/klm		Posición		C=10.00 G=68.00		CG Asimétrico			
Tabla de Intensidad Luminosa cd/klm														Tabla 2/6
	C 130.00	C 140.00	C 150.00	C 160.00	C 170.00	C 180.00	C 190.00	C 200.00	C 210.00	C 220.00	C 230.00	C 240.00	C 250.00	
G 0.0	300.20	300.20	300.20	300.20	300.20	300.20	300.20	300.20	300.20	300.20	300.20	300.20	300.20	300.20
G 1.0	304.14	303.53	302.80	301.99	301.11	300.25	299.34	298.44	297.56	296.84	296.16	295.64	295.21	295.21
G 2.0	308.05	306.82	305.40	303.82	302.11	300.36	298.56	296.77	295.03	293.55	292.12	291.11	290.22	290.22
G 3.0	311.94	310.15	308.08	305.76	303.17	300.55	297.85	295.08	292.51	290.15	288.01	286.31	284.92	284.92
G 4.0	315.70	313.44	310.82	307.74	304.39	300.88	297.25	293.52	290.04	286.77	283.73	281.43	279.50	279.50
G 5.0	319.40	316.76	313.56	309.84	305.62	301.26	296.71	292.07	287.54	283.32	279.44	276.44	274.05	274.05
G 6.0	322.93	319.95	316.35	311.98	306.93	301.69	296.21	290.58	285.00	279.80	275.09	271.48	268.64	268.64
G 7.0	326.36	323.07	319.06	314.12	308.35	302.21	295.77	289.09	282.47	276.34	270.86	266.66	263.38	263.38
G 8.0	329.63	326.18	321.76	316.41	309.83	302.80	295.36	287.66	279.91	272.95	266.68	261.84	257.98	257.98
G 9.0	332.80	329.20	324.64	318.69	311.45	303.51	295.09	286.23	277.44	269.51	262.52	256.95	252.49	252.49
G 10.0	336.06	332.29	327.42	321.04	313.14	304.29	294.89	284.86	274.99	266.14	258.28	251.94	246.85	246.85
G 11.0	339.18	335.31	330.23	323.50	314.93	305.17	294.72	283.50	272.59	262.85	254.04	246.85	241.03	241.03
G 12.0	342.19	338.34	333.04	325.97	316.75	306.11	294.58	282.14	270.24	259.51	249.70	241.59	235.30	235.30
G 13.0	345.06	341.32	335.90	328.52	318.66	307.13	294.51	280.85	267.93	256.11	245.24	236.44	229.57	229.57
G 14.0	347.82	344.28	338.81	331.12	320.64	308.20	294.43	279.56	265.48	252.66	240.68	231.27	224.01	224.01
G 15.0	350.36	347.13	341.78	333.72	322.71	309.34	294.47	278.33	263.05	249.02	236.17	226.24	218.64	218.64
G 16.0	352.76	349.97	344.73	336.40	324.86	310.52	294.52	277.12	260.63	245.35	231.79	221.31	213.25	213.25
G 17.0	355.00	352.72	347.71	339.19	327.12	311.81	294.57	275.89	258.18	241.74	227.38	216.43	207.75	207.75
G 18.0	357.09	355.41	350.73	342.04	329.38	313.12	294.68	274.71	255.68	238.13	223.06	211.56	202.34	202.34
G 19.0	359.09	358.05	353.79	344.98	331.72	314.45	294.75	273.50	253.14	234.52	218.83	206.53	196.96	196.96
G 20.0	361.00	360.65	356.78	347.90	334.17	315.87	294.84	272.28	250.54	230.97	214.42	201.62	191.54	191.54
G 21.0	362.74	363.16	359.79	350.93	336.65	317.28	294.98	271.03	247.84	227.38	210.01	196.73	186.23	186.23
G 22.0	364.30	365.65	362.80	353.99	339.23	318.83	295.09	269.77	245.16	223.81	205.63	191.73	181.03	181.03
G 23.0	365.73	368.02	365.88	357.17	341.89	320.45	295.26	268.48	242.37	220.19	201.12	186.77	175.86	175.86
G 24.0	366.95	370.32	368.91	360.47	344.52	322.13	295.43	267.05	239.63	216.53	196.68	181.74	170.72	170.72
G 25.0	367.98	372.56	371.99	363.76	347.31	323.84	295.60	265.57	236.90	212.78	192.22	176.89	165.66	165.66
G 26.0	368.81	374.68	375.07	367.19	350.20	325.68	295.73	264.01	234.11	208.96	187.87	171.97	160.62	160.62
G 27.0	369.36	376.66	378.12	370.71	353.19	327.52	295.87	262.37	231.29	205.18	183.55	167.24	155.76	155.76
G 28.0	369.66	378.47	381.16	374.30	356.37	329.48	295.96	260.68	228.38	201.32	179.20	162.60	150.84	150.84
G 29.0	369.71	380.21	384.21	377.91	359.65	331.43	296.03	258.91	225.37	197.49	174.82	157.95	146.02	146.02
G 30.0	369.56	381.79	387.21	381.71	363.06	333.37	296.04	257.01	222.22	193.51	170.46	153.36	141.16	141.16
G 31.0	369.11	383.08	390.23	385.59	366.53	335.34	296.01	255.10	218.99	189.52	166.17	148.85	136.58	136.58
G 32.0	368.33	384.20	393.14	389.56	370.10	337.41	295.88	253.04	215.65	185.61	161.89	144.37	131.98	131.98
G 33.0	367.22	385.10	395.94	393.43	373.75	339.54	295.68	250.94	212.31	181.76	157.70	140.01	127.41	127.41
G 34.0	365.64	385.93	398.68	397.22	377.54	341.77	295.46	248.69	208.82	177.64	153.54	135.73	122.88	122.88
G 35.0	363.76	386.58	401.24	400.92	381.66	344.10	295.09	246.33	205.29	173.54	149.43	131.49	118.46	118.46
G 36.0	361.48	387.15	403.53	404.69	385.95	346.52	294.66	243.88	201.66	169.43	145.36	127.24	114.10	114.10
G 37.0	358.65	387.58	405.44	408.40	390.12	349.01	294.14	241.32	197.96	165.47	141.28	122.97	109.61	109.61
G 38.0	355.13	387.63	406.87	411.75	394.31	351.60	293.61	238.62	194.23	161.47	137.19	118.66	105.18	105.18
G 39.0	350.78	387.33	408.12	414.45	398.68	354.40	293.06	235.86	190.37	157.49	133.03	114.43	100.67	100.67
G 40.0	345.43	386.89	409.38	416.74	403.25	357.54	292.54	232.86	186.44	153.50	128.94	110.04	96.26	96.26
G 41.0	339.10	386.33	410.75	418.89	407.56	361.04	291.92	229.91	182.57	149.47	124.69	105.71	91.85	91.85
G 42.0	331.61	385.49	412.07	421.32	411.33	365.26	291.41	226.86	178.63	145.37	120.28	101.36	87.52	87.52
G 43.0	323.21	384.24	413.13	423.89	414.61	370.00	290.94	223.71	174.72	141.24	115.98	97.09	83.37	83.37
G 44.0	314.29	382.54	413.99	426.40	417.76	374.87	290.71	220.61	170.64	137.00	111.59	92.76	79.28	79.28
G 45.0	304.90	380.54	414.68	428.96	420.84	378.67	290.95	217.46	166.54	132.63	107.31	88.44	75.23	75.23
G 46.0	294.83	377.97	415.53	431.73	423.79	380.96	292.05	214.41	162.23	128.22	102.86	84.17	71.37	71.37
G 47.0	283.71	374.97	416.47	434.81	426.86	382.30	294.35	211.13	157.70	123.77	98.38	79.96	67.77	67.77
G 48.0	272.12	371.18	417.48	438.25	429.66	382.71	295.12	207.54	153.14	119.27	93.84	75.93	64.44	64.44
G 49.0	259.38	366.02	418.81	441.99	432.36	383.72	292.77	203.20	148.42	114.66	89.34	72.00	61.37	61.37
G 50.0	243.81	359.39	420.39	445.59	435.40	385.38	290.02	198.59	143.80	109.97	84.91	68.32	58.52	58.52
G 51.0	223.81	350.67	422.38	448.29	438.76	388.22	287.72	193.90	138.95	105.27	80.68	64.83	56.02	56.02
G 52.0	204.30	339.92	424.60	450.50	442.58	391.65	285.38	189.10	133.96	100.39	76.53	61.47	53.81	53.81
G 53.0	184.80	327.91	426.98	452.86	446.68	395.64	283.46	184.28	128.95	95.64	72.56	58.34	51.83	51.83
G 54.0	165.34	314.75	428.69	455.47	451.15	400.12	281.85	179.37	123.81	90.90	68.62	55.38	50.04	50.04
G 55.0	149.12	300.52	428.66	458.31	456.15	405.22	280.23	173.98	118.54	86.20	64.81	52.64	48.44	48.44
G 56.0	133.53	285.45	427.42	461.31	461.59	410.73	278.84	168.54	113.15	81.49	61.08	50.15	47.03	47.03
G 57.0	119.22	268.69	425.78	464.20	467.47	416.88	277.34	163.01	107.60	76.74	57.40	47.87	45.70	45.70
G 58.0	105.32	247.00	423.54	466.94	473.93	423.44	275.58	157.22	101.71	71.84	53.85	45.75	44.41	44.41
G 59.0	92.44	217.50	419.78	469.66	481.05	430.36	273.59	151.09	95.54	66.83	50.38	43.83	43.16	43.16
G 60.0	80.81	187.58	414.92	472.63	488.51	437.28	271.30	144.79	89.21	61.87	47.36	42.17	41.90	41.90
G 61.0	70.69	161.71	408.74	475.79	496.26	444.86	268							

Luminaria

Código COM2-60W2M1-30K7-ffff-gghhh-i_jj-kk
Nombre Coanda Series Mini S2 - 60W 30K70 T2M1

Ensayo

Código Coanda Series Mini S2 60W COM2-60W2M1-30K7-ffff-gghhh-i_jj-kk 30K70 T2M1
Nombre Coanda Series Mini S2 - 60W 30K70 T2M1

Flujo Luminaria	8100.00 lm	Potencia luminaria	60.00 W	Eficiencia	135.00 lm/W	Rendimiento	100.00%
Flujo de Lámpara	8100.00 lm	Valor Máximo	543.36 cd/klm	Posición	C=10.00 G=68.00	CG	Asimétrico

Tabla de Intensidad Luminosa cd/klm Tabla 3/6

	C 260.00	C 270.00	C 280.00	C 290.00	C 300.00	C 310.00	C 320.00	C 330.00	C 340.00	C 350.00
G 0.0	300.20	300.20	300.20	300.20	300.20	300.20	300.20	300.20	300.20	300.20
G 1.0	295.09	294.84	295.09	295.21	295.64	296.16	296.84	297.56	298.44	299.34
G 2.0	289.78	289.53	289.78	290.22	291.11	292.12	293.55	295.03	296.77	298.56
G 3.0	284.23	283.75	284.23	284.92	286.31	288.01	290.15	292.51	295.08	297.85
G 4.0	278.55	277.95	278.55	279.50	281.43	283.73	286.77	290.04	293.52	297.25
G 5.0	272.75	272.08	272.75	274.05	276.44	279.44	283.32	287.54	292.07	296.71
G 6.0	267.08	266.29	267.08	268.64	271.48	275.09	279.80	285.00	290.58	296.21
G 7.0	261.48	260.57	261.48	263.38	266.66	270.86	276.34	282.47	289.09	295.77
G 8.0	255.93	254.86	255.93	257.98	261.84	266.68	272.95	279.91	287.66	295.36
G 9.0	250.02	248.82	250.02	252.49	256.95	262.52	269.51	277.44	286.23	295.09
G 10.0	244.00	242.62	244.00	246.85	251.94	258.28	266.14	274.99	284.86	294.89
G 11.0	237.87	236.33	237.87	241.03	246.85	254.04	262.85	272.59	283.50	294.72
G 12.0	231.81	230.18	231.81	235.30	241.59	249.70	259.51	270.24	282.14	294.58
G 13.0	225.89	224.26	225.89	229.57	236.44	245.24	256.11	267.93	280.85	294.51
G 14.0	220.09	218.37	220.09	224.01	231.27	240.68	252.66	265.48	279.56	294.43
G 15.0	214.45	212.60	214.45	218.64	226.24	236.17	249.02	263.05	278.33	294.47
G 16.0	208.73	206.74	208.73	213.25	221.31	231.79	245.35	260.63	277.12	294.52
G 17.0	203.01	200.87	203.01	207.75	216.43	227.38	241.74	258.18	275.89	294.57
G 18.0	197.35	195.09	197.35	202.34	211.56	223.06	238.13	255.68	274.71	294.68
G 19.0	191.63	189.36	191.63	196.96	206.53	218.83	234.52	253.14	273.50	294.75
G 20.0	185.88	183.64	185.88	191.54	201.62	214.42	230.97	250.54	272.28	294.84
G 21.0	180.13	178.11	180.13	186.23	196.73	210.01	227.38	247.84	271.03	294.98
G 22.0	174.81	172.60	174.81	181.03	191.73	205.63	223.81	245.16	269.77	295.09
G 23.0	169.40	167.09	169.40	175.86	186.77	201.12	220.19	242.37	268.48	295.26
G 24.0	164.09	161.74	164.09	170.72	181.74	196.68	216.53	239.63	267.05	295.43
G 25.0	158.94	156.43	158.94	165.66	176.89	192.22	212.78	236.90	265.57	295.60
G 26.0	153.75	151.42	153.75	160.62	171.97	187.87	208.96	234.11	264.01	295.73
G 27.0	148.75	146.32	148.75	155.76	167.24	183.55	205.18	231.29	262.37	295.87
G 28.0	143.78	141.19	143.78	150.84	162.60	179.20	201.32	228.38	260.68	295.96
G 29.0	138.89	136.23	138.89	146.02	157.95	174.82	197.49	225.37	258.91	296.03
G 30.0	134.03	131.40	134.03	141.16	153.36	170.46	193.51	222.22	257.01	296.04
G 31.0	129.27	126.51	129.27	136.58	148.85	166.17	189.52	218.99	255.10	296.01
G 32.0	124.49	121.83	124.49	131.98	144.37	161.89	185.61	215.65	253.04	295.88
G 33.0	119.84	117.23	119.84	127.41	140.01	157.70	181.76	212.31	250.94	295.68
G 34.0	115.31	112.70	115.31	122.88	135.73	153.54	177.64	208.82	248.69	295.46
G 35.0	110.80	108.14	110.80	118.46	131.49	149.43	173.54	205.29	246.33	295.09
G 36.0	106.31	103.61	106.31	114.10	127.24	145.36	169.43	201.66	243.88	294.66
G 37.0	101.85	99.04	101.85	109.61	122.97	141.28	165.47	197.96	241.32	294.14
G 38.0	97.37	94.50	97.37	105.18	118.66	137.19	161.47	194.23	238.62	293.61
G 39.0	92.98	89.97	92.98	100.67	114.43	133.03	157.49	190.37	235.86	293.06
G 40.0	88.60	85.61	88.60	96.26	110.04	128.94	153.50	186.44	232.86	292.54
G 41.0	84.30	81.31	84.30	91.85	105.71	124.69	149.47	182.57	229.91	291.92
G 42.0	80.09	77.18	80.09	87.52	101.36	120.28	145.37	178.63	226.86	291.41
G 43.0	76.04	73.23	76.04	83.37	97.09	115.98	141.24	174.72	223.71	290.94
G 44.0	72.14	69.49	72.14	79.28	92.76	111.59	137.00	170.64	220.61	290.71
G 45.0	68.42	65.89	68.42	75.23	88.44	107.31	132.63	166.54	217.46	290.95
G 46.0	65.03	62.75	65.03	71.37	84.17	102.86	128.22	162.23	214.41	292.05
G 47.0	61.94	60.00	61.94	67.77	79.96	98.38	123.77	157.70	211.13	294.35
G 48.0	59.24	57.60	59.24	64.44	75.93	93.84	119.27	153.14	207.54	295.12
G 49.0	56.88	55.59	56.88	61.37	72.00	89.34	114.66	148.42	203.20	292.77
G 50.0	54.95	54.05	54.95	58.52	68.32	84.91	109.97	143.80	198.59	290.02
G 51.0	53.34	52.79	53.34	56.02	64.83	80.68	105.27	138.95	193.90	287.72
G 52.0	51.92	51.66	51.92	53.81	61.47	76.53	100.39	133.96	189.10	285.38
G 53.0	50.69	50.58	50.69	51.83	58.34	72.56	95.64	128.95	184.28	283.46
G 54.0	49.50	49.50	49.50	50.04	55.38	68.62	90.90	123.81	179.37	281.85
G 55.0	48.33	48.44	48.33	48.44	52.64	64.81	86.20	118.54	173.98	280.23
G 56.0	47.18	47.39	47.18	47.03	50.15	61.08	81.49	113.15	168.54	278.84
G 57.0	46.03	46.33	46.03	45.70	47.87	57.40	76.74	107.60	163.01	277.34
G 58.0	44.86	45.25	44.86	44.41	45.75	53.85	71.84	101.71	157.22	275.58
G 59.0	43.72	44.15	43.72	43.16	43.83	50.38	66.83	95.54	151.09	273.59
G 60.0	42.59	43.05	42.59	41.90	42.17	47.36	61.87	89.21	144.79	271.30
G 61.0	41.42	41.92	41.42	40.68	40.70	44.72	57.25	82.73	138.11	268.51
G 62.0	40.27	40.74	40.27	39.47	39.32	42.29	53.09	76.22	130.89	265.12
G 63.0	39.15	39.59	39.15	38.27	37.99	40.21	49.29	70.31	123.34	261.19
G 64.0	38.01	38.50	38.01	37.02	36.75	38.43	45.85	65.10	114.92	256.09
G 65.0	36.82	37.37	36.82	35.76	35.54	36.80	42.63	60.35	105.88	249.34
G 66.0	35.62	36.26	35.62	34.54	34.36	35.39	39.54	55.83	96.67	240.20
G 67.0	34.41	35.05	34.41	33.36	33.22	34.14	36.60	51.15	86.42	228.63
G 68.0	33.01	33.44	33.01	32.14	32.12	32.95	33.98	46.06	75.66	213.78
G 69.0	31.29	31.62	31.29	30.85	31.02	31.79	31.87	40.49	64.01	194.36
G 70.0	29.40	29.51	29.40	29.32	29.89	30.62	30.16	35.10	51.68	170.32
G 71.0	27.56	27.80	27.56	27.71	28.65	29.38	28.69	31.01	40.86	141.40
G 72.0	26.18	26.39	26.18	26.23	27.33	28.11	27.27	28.28	32.76	109.87

Luminaria

Código COM2-60W2M1-30K7-ffff-gghhh-i_jj-kk
 Nombre Coanda Series Mini S2 - 60W 30K70 T2M1

Ensayo

Código Coanda Series Mini S2 60W COM2-60W2M1-30K7-ffff-gghhh-i_jj-kk 30K70 T2M1
 Nombre Coanda Series Mini S2 - 60W 30K70 T2M1

Flujo Luminaria	8100.00 lm	Potencia luminaria	60.00 W	Eficiencia	135.00 lm/W	Rendimiento	100.00%
Flujo de Lámpara	8100.00 lm	Valor Máximo	543.36 cd/klm	Posición	C=10.00 G=68.00	CG	Asimétrico

Tabla de Intensidad Luminosa cd/klm Tabla 4/6

	C 0.00	C 10.00	C 20.00	C 30.00	C 40.00	C 50.00	C 60.00	C 70.00	C 80.00	C 90.00	C 100.00	C 110.00	C 120.00
G 73.0	458.40	473.99	423.02	68.24	26.90	27.89	27.03	25.94	24.60	24.36	24.60	25.94	27.03
G 74.0	448.41	448.61	361.84	56.26	25.38	26.57	25.99	24.99	23.79	23.48	23.79	24.99	25.99
G 75.0	448.89	426.78	286.96	49.51	24.05	25.20	24.77	24.04	22.80	22.49	22.80	24.04	24.77
G 76.0	433.66	396.71	215.46	44.68	22.69	23.77	23.41	23.00	21.79	21.45	21.79	23.00	23.41
G 77.0	321.69	334.50	155.87	39.93	21.37	22.22	21.94	21.87	20.69	20.35	20.69	21.87	21.94
G 78.0	210.10	246.52	119.93	35.42	20.12	20.57	20.33	20.58	19.50	19.11	19.50	20.58	20.33
G 79.0	102.84	158.82	100.07	31.20	19.05	19.02	18.72	19.18	18.12	17.72	18.12	19.18	18.72
G 80.0	64.84	97.88	86.66	27.20	17.85	17.52	17.29	17.63	16.95	16.67	16.95	17.63	17.29
G 81.0	36.66	68.74	73.90	23.53	16.32	16.18	16.03	16.43	15.94	15.60	15.94	16.43	16.03
G 82.0	24.21	48.60	61.10	20.13	15.13	15.06	14.82	15.38	14.88	14.60	14.88	15.38	14.82
G 83.0	17.72	34.85	47.40	17.28	14.00	13.83	13.72	14.14	13.79	13.52	13.79	14.14	13.72
G 84.0	13.48	24.55	34.84	14.88	12.94	12.74	12.64	12.83	12.60	12.38	12.60	12.83	12.64
G 85.0	10.61	17.76	25.55	12.92	11.85	11.95	11.66	11.77	11.56	11.31	11.56	11.77	11.66
G 86.0	8.42	13.05	18.97	11.21	10.74	11.45	10.78	10.74	10.45	10.19	10.45	10.74	10.78
G 87.0	6.71	9.99	14.08	9.77	9.75	10.64	9.67	9.56	9.25	9.01	9.25	9.56	9.67
G 88.0	5.48	7.85	10.55	8.52	8.52	9.01	8.60	8.65	8.42	8.15	8.42	8.65	8.60
G 89.0	4.33	5.86	7.73	7.01	7.56	7.74	7.83	7.82	7.65	7.64	7.65	7.82	7.83
G 90.0	3.57	4.31	5.72	5.61	5.98	5.93	6.27	6.34	6.74	6.67	6.74	6.34	6.27

Luminaria

Código COM2-60W2M1-30K7-ffff-gghhh-i_jj-kk
 Nombre Coanda Series Mini S2 - 60W 30K70 T2M1

Ensayo

Código Coanda Series Mini S2 60W COM2-60W2M1-30K7-ffff-gghhh-i_jj-kk 30K70 T2M1
 Nombre Coanda Series Mini S2 - 60W 30K70 T2M1

Flujo Luminaria	8100.00 lm	Potencia luminaria	60.00 W	Eficiencia	135.00 lm/W	Rendimiento	100.00%
Flujo de Lámpara	8100.00 lm	Valor Máximo	543.36 cd/klm	Posición	C=10.00 G=68.00	CG	Asimétrico

Tabla de Intensidad Luminosa cd/klm Tabla 5/6

	C 130.00	C 140.00	C 150.00	C 160.00	C 170.00	C 180.00	C 190.00	C 200.00	C 210.00	C 220.00	C 230.00	C 240.00	C 250.00
G 73.0	27.89	26.90	68.24	423.02	473.99	458.40	84.51	26.76	26.52	25.74	26.74	26.04	24.94
G 74.0	26.57	25.38	56.26	361.84	448.61	448.41	59.24	23.50	25.01	24.34	25.48	24.75	23.89
G 75.0	25.20	24.05	49.51	286.96	426.78	448.89	41.69	21.61	23.46	23.01	24.11	23.32	22.69
G 76.0	23.77	22.69	44.68	215.46	396.71	433.66	30.55	20.51	21.99	21.61	22.43	21.80	21.49
G 77.0	22.22	21.37	39.93	155.87	334.50	321.69	24.51	19.64	20.54	20.13	20.68	20.29	20.29
G 78.0	20.57	20.12	35.42	119.93	246.52	210.10	21.70	18.67	19.01	18.61	18.93	18.82	19.04
G 79.0	19.02	19.05	31.20	100.07	158.82	102.84	20.58	17.52	17.42	17.15	17.37	17.44	17.79
G 80.0	17.52	17.85	27.20	86.66	97.88	64.84	19.43	16.02	15.81	15.86	16.03	16.16	16.61
G 81.0	16.18	16.32	23.53	73.90	68.74	36.66	17.38	14.48	14.34	14.70	14.75	14.97	14.89
G 82.0	15.06	15.13	20.13	61.10	48.60	24.21	14.97	12.91	13.10	13.57	13.60	13.48	13.46
G 83.0	13.83	14.00	17.28	47.40	34.85	17.72	12.58	11.33	12.04	12.53	12.37	12.25	12.31
G 84.0	12.74	12.94	14.88	34.84	24.55	13.48	10.61	10.11	11.04	11.37	11.21	11.13	11.28
G 85.0	11.95	11.85	12.92	25.55	17.76	10.61	8.97	9.13	10.08	10.18	10.08	10.13	10.32
G 86.0	11.45	10.74	11.21	18.97	13.05	8.42	7.75	8.21	9.08	9.12	9.07	9.21	9.33
G 87.0	10.64	9.75	9.77	14.08	9.99	6.71	6.84	7.42	8.03	8.15	8.05	8.17	8.24
G 88.0	9.01	8.52	8.52	10.55	7.85	5.48	6.09	6.81	7.17	7.15	7.01	7.13	7.32
G 89.0	7.74	7.56	7.01	7.73	5.86	4.33	5.32	6.13	6.11	6.21	6.24	6.36	6.61
G 90.0	5.93	5.98	5.61	5.72	4.31	3.57	4.26	4.69	5.21	5.34	5.48	5.63	5.89

Luminaria

Código COM2-60W2M1-30K7-ffff-gghhh-i_jj-kk
Nombre Coanda Series Mini S2 - 60W 30K70 T2M1

Ensayo

Código Coanda Series Mini S2 60W COM2-60W2M1-30K7-ffff-gghhh-i_jj-kk 30K70 T2M1
Nombre Coanda Series Mini S2 - 60W 30K70 T2M1

Flujo Luminaria	8100.00 lm	Potencia luminaria	60.00 W	Eficiencia	135.00 lm/W	Rendimiento	100.00%
Flujo de Lámpara	8100.00 lm	Valor Máximo	543.36 cd/klm	Posición	C=10.00 G=68.00	CG	Asimétrico

Tabla de Intensidad Luminosa cd/klm Tabla 6/6

	C 260.00	C 270.00	C 280.00	C 290.00	C 300.00	C 310.00	C 320.00	C 330.00	C 340.00	C 350.00
G 73.0	24.89	25.21	24.89	24.94	26.04	26.74	25.74	26.52	26.76	84.51
G 74.0	23.96	24.24	23.96	23.89	24.75	25.48	24.34	25.01	23.50	59.24
G 75.0	22.99	23.11	22.99	22.69	23.32	24.11	23.01	23.46	21.61	41.69
G 76.0	21.78	22.01	21.78	21.49	21.80	22.43	21.61	21.99	20.51	30.55
G 77.0	20.62	20.76	20.62	20.29	20.29	20.68	20.13	20.54	19.64	24.51
G 78.0	19.31	19.47	19.31	19.04	18.82	18.93	18.61	19.01	18.67	21.70
G 79.0	18.06	18.20	18.06	17.79	17.44	17.37	17.15	17.42	17.52	20.58
G 80.0	16.56	16.49	16.56	16.61	16.16	16.03	15.86	15.81	16.02	19.43
G 81.0	14.40	14.22	14.40	14.89	14.97	14.75	14.70	14.34	14.48	17.38
G 82.0	13.26	13.08	13.26	13.46	13.48	13.60	13.57	13.10	12.91	14.97
G 83.0	12.21	12.03	12.21	12.31	12.25	12.37	12.53	12.04	11.33	12.58
G 84.0	11.26	11.09	11.26	11.28	11.13	11.21	11.37	11.04	10.11	10.61
G 85.0	10.36	10.17	10.36	10.32	10.13	10.08	10.18	10.08	9.13	8.97
G 86.0	9.37	9.07	9.37	9.33	9.21	9.07	9.12	9.08	8.21	7.75
G 87.0	8.27	8.04	8.27	8.24	8.17	8.05	8.15	8.03	7.42	6.84
G 88.0	7.42	7.23	7.42	7.32	7.13	7.01	7.15	7.17	6.81	6.09
G 89.0	6.73	6.53	6.73	6.61	6.36	6.24	6.21	6.11	6.13	5.32
G 90.0	5.99	5.81	5.99	5.89	5.63	5.48	5.34	5.21	4.69	4.26

Luminaria

Código COM2-60W2M1-30K7-ffff-gghhh-i_jj-kk
Nombre Coanda Series Mini S2 - 60W 30K70 T2M1

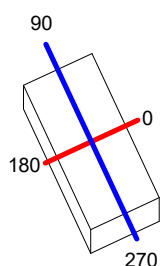
Ensayo

Código Coanda Series Mini S2 60W COM2-60W2M1-30K7-ffff-gghhh-i_jj-kk 30K70 T2M1
Nombre Coanda Series Mini S2 - 60W 30K70 T2M1

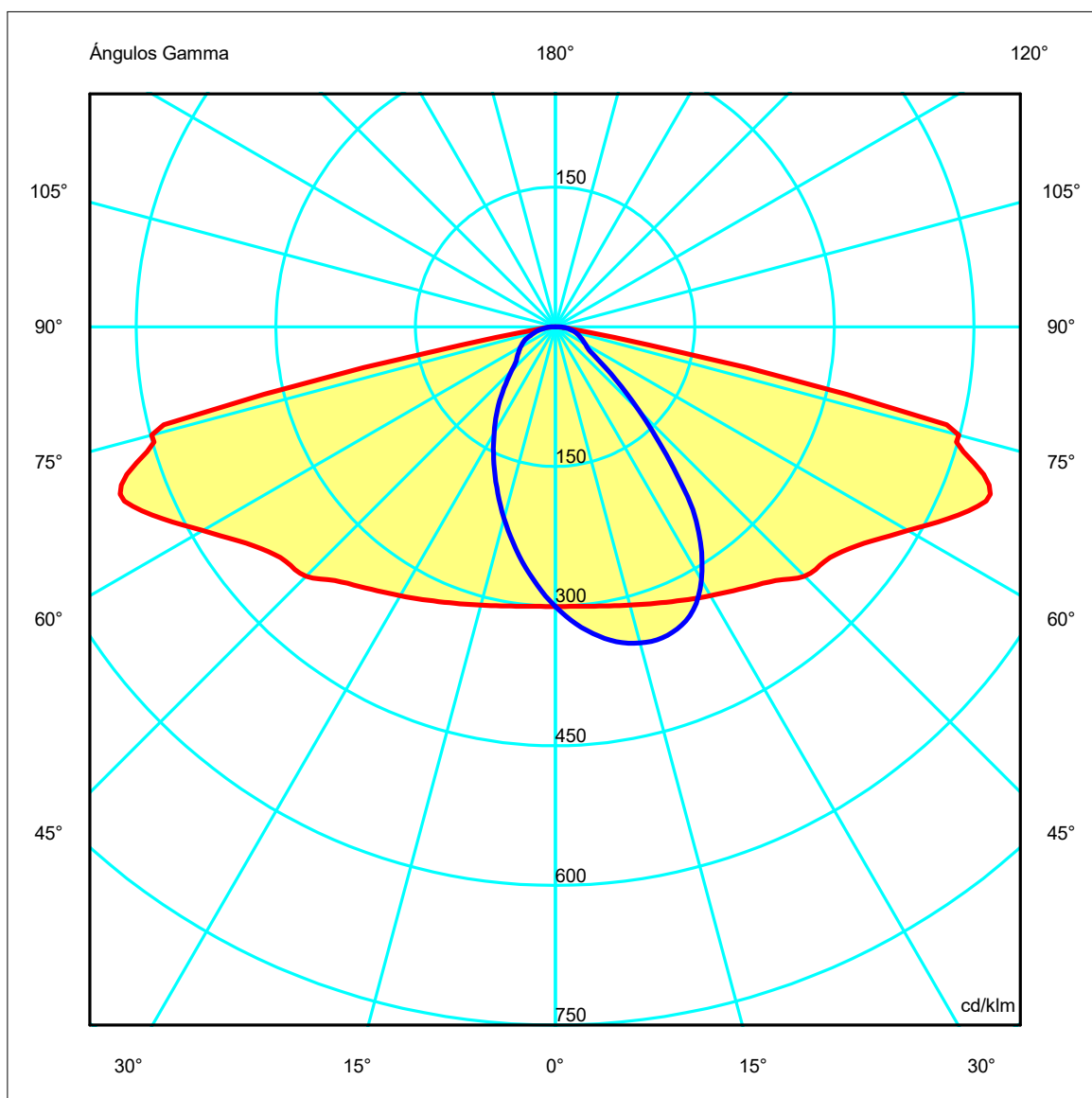
Flujo Luminaria	8100.00 lm	Potencia luminaria	60.00 W	Eficiencia	135.00 lm/W	Rendimiento	100.00%
Flujo de Lámpara	8100.00 lm	Valor Máximo	543.36 cd/klm	Posición	C=10.00 G=68.00	CG	Asimétrico

590mm x 280mm

Semiplanos C



180.0 ————— 0.0
270.0 ————— 90.0



Luminaria

Código COM2-60W2M1-30K7-ffff-gghhh-i_jj-kk
Nombre Coanda Series Mini S2 - 60W 30K70 T2M1

Ensayo

Código Coanda Series Mini S2 60W COM2-60W2M1-30K7-ffff-gghhh-i_jj-kk 30K70 T2M1
Nombre Coanda Series Mini S2 - 60W 30K70 T2M1

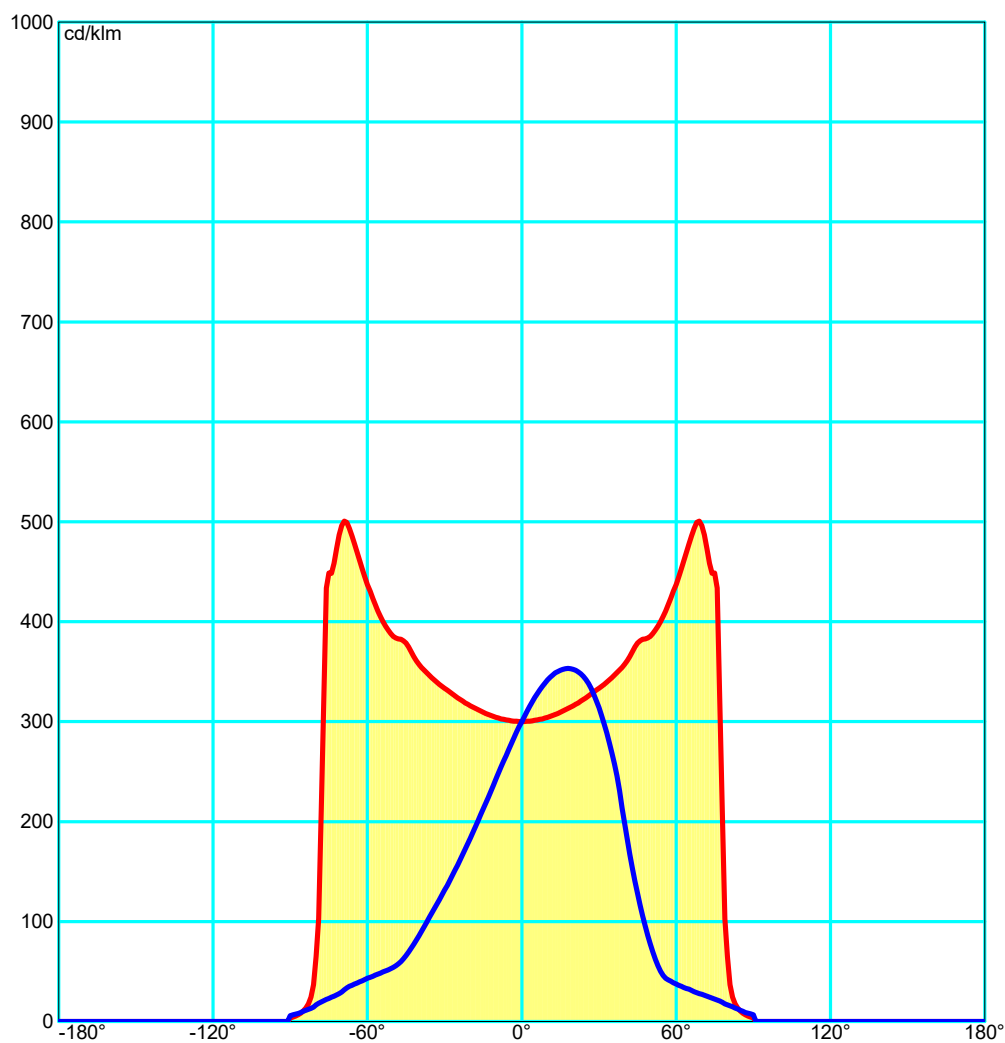
Flujo Luminaria	8100.00 lm	Potencia luminaria	60.00 W	Eficiencia	135.00 lm/W	Rendimiento	100.00%
Flujo de Lámpara	8100.00 lm	Valor Máximo	543.36 cd/klm	Posición	C=10.00 G=68.00	CG	Asimétrico

590mm x 280mm



Semiplanos C

180.0 — 0.0
270.0 — 90.0



Luminaria

Código COM2-60W2M1-30K7-ffff-gghhh-i_jj-kk
Nombre Coanda Series Mini S2 - 60W 30K70 T2M1

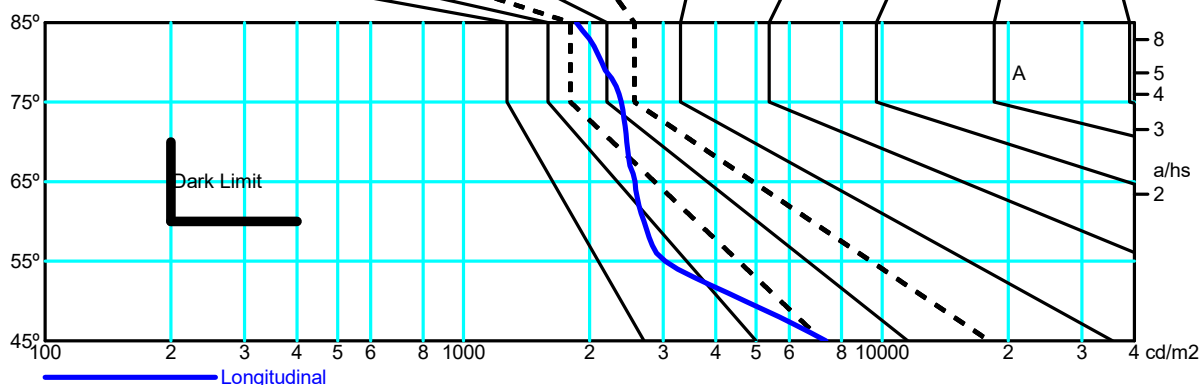
Ensayo

Código Coanda Series Mini S2 60W COM2-60W2M1-30K7-ffff-gghhh-i_jj-kk 30K70 T2M1
Nombre Coanda Series Mini S2 - 60W 30K70 T2M1

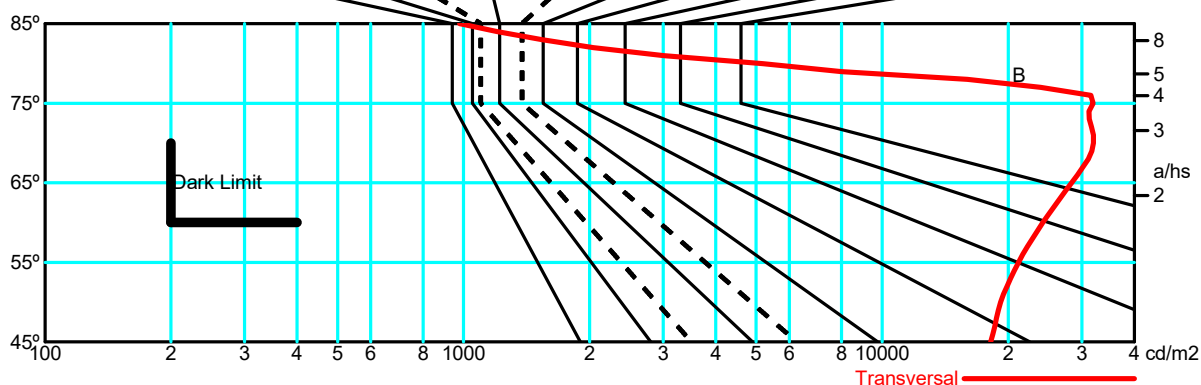
Flujo Luminaria	8100.00 lm	Potencia luminaria	60.00 W	Eficiencia	135.00 lm/W	Rendimiento	100.00%
Flujo de Lámpara	8100.00 lm	Valor Máximo	543.36 cd/klm	Posición	C=10.00 G=68.00	CG	Asimétrico

Luminancia Media [cd/m²]										
0.0°	45°	50°	55°	60°	65°	70°	75°	80°	85°	
18153	19188	21153	24182	28328	31950	31897	5184	978	---	
90.0°	7340	4710	3030	2696	2568	2453	2379	2138	1859	---

Flujo montado o vista longitudinal												
Iluminancia (lx)												
A	A	2000	1000	750	500	<300						1.15
B	1		2000	1500	1000	750	500	<300				1.5
C					2000		1000	500	<300			1.85
D	2						2000	1000	500	<300		2.2
E	3							2000	1000	500	<300	2.55



Flujo montado o vista transversal												
Iluminancia (lx)												
A	A	2000	1000	750	500	<300						1.15
B	1		2000	1500	1000	750	500	<300				1.5
C					2000		1000	500	<300			1.85
D	2						2000	1000	500	<300		2.2
E	3							2000	1000	500	<300	2.55



Luminaria

Código COM2-60W2M1-30K7-ffff-gghhh-i_jj-kk
 Nombre Coanda Series Mini S2 - 60W 30K70 T2M1

Ensayo

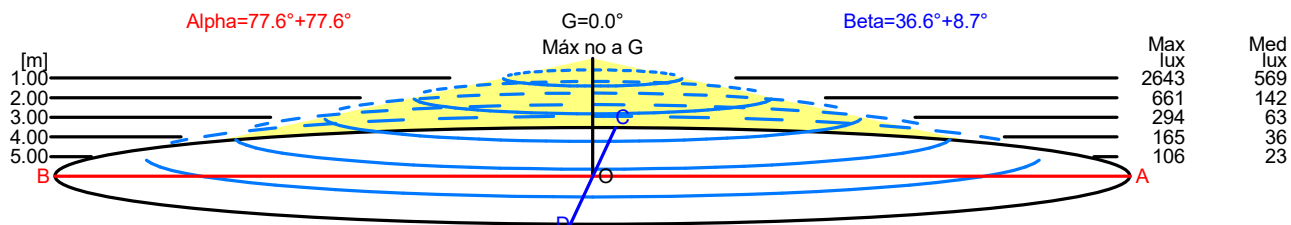
Código Coanda Series Mini S2 60W COM2-60W2M1-30K7-ffff-gghhh-i_jj-kk 30K70 T2M1
 Nombre Coanda Series Mini S2 - 60W 30K70 T2M1

Flujo Luminaria	8100.00 lm	Potencia luminaria	60.00 W	Eficiencia	135.00 lm/W	Rendimiento	100.00%
Flujo de Lámpara	8100.00 lm	Valor Máximo	543.36 cd/klm	Posición	C=10.00 G=68.00	CG	Asimétrico

Apertura a 50.00 % de Max Intensidad

H[m]	1.00	2.00	3.00	4.00	5.00	H[m]	1.00	2.00	3.00	4.00	5.00
OA	4.56	9.13	13.69	18.25	22.82	OC	0.74	1.49	2.23	2.97	3.72
OB	4.56	9.13	13.69	18.25	22.82	OD	0.15	0.31	0.46	0.62	0.77

	0	5	15	25	35	45	55	65	75	85
OA	2431.60	2440.20	2505.63	2623.07	2787.24	3067.20	3282.27	3871.16	3636.03	85.97
OB	2431.60	2440.20	2505.63	2623.07	2787.24	3067.20	3282.27	3871.16	3636.03	85.97
OC	2431.60	2624.51	2846.84	2770.73	2177.21	1039.08	373.97	260.73	182.16	91.59
OD	2431.60	2203.83	1722.03	1267.05	875.92	533.72	392.37	302.67	187.20	82.35



H[m]	D[m]	Max lux	Med lux	Alpha=77.6°+77.6°	G=0.0 Máx no a G	
1.00	9.13	2643	569			
2.00	18.25	661	142			
3.00	27.38	294	63			
4.00	36.50	165	36			
5.00	45.63	106	23			

H[m]	D[m]	Max lux	Med lux	Beta=8.7°+36.6°	G=0.0 Máx no a G	
1.00	0.90	2643	569			
2.00	1.79	661	142			
3.00	2.69	294	63			
4.00	3.59	165	36			
5.00	4.48	106	23			

Luminaria

Código COM2-60W2M1-30K7-ffff-gghhh-i_jj-kk
Nombre Coanda Series Mini S2 - 60W 30K70 T2M1

Ensayo

Código Coanda Series Mini S2 60W COM2-60W2M1-30K7-ffff-gghhh-i_jj-kk 30K70 T2M1
Nombre Coanda Series Mini S2 - 60W 30K70 T2M1

Flujo Luminaria	8100.00 lm	Potencia luminaria	60.00 W	Eficiencia	135.00 lm/W	Rendimiento	100.00%
Flujo de Lámpara	8100.00 lm	Valor Máximo	543.36 cd/klm	Posición	C=10.00 G=68.00	CG	Asimétrico

Flujo Total=8100.00 Flujo Luminaria=8100.00

RI	0.60	0.80	1.00	1.25	1.50	2.00	2.50	3.00	4.00	5.00	10.00	20.00
DRR	0.28	0.36	0.44	0.51	0.57	0.66	0.72	0.76	0.82	0.86	0.93	0.97
RC	6	6	6	5	5	5	5	5	5	5	4	4

Flujo Zonal por 1000 Lúmenes

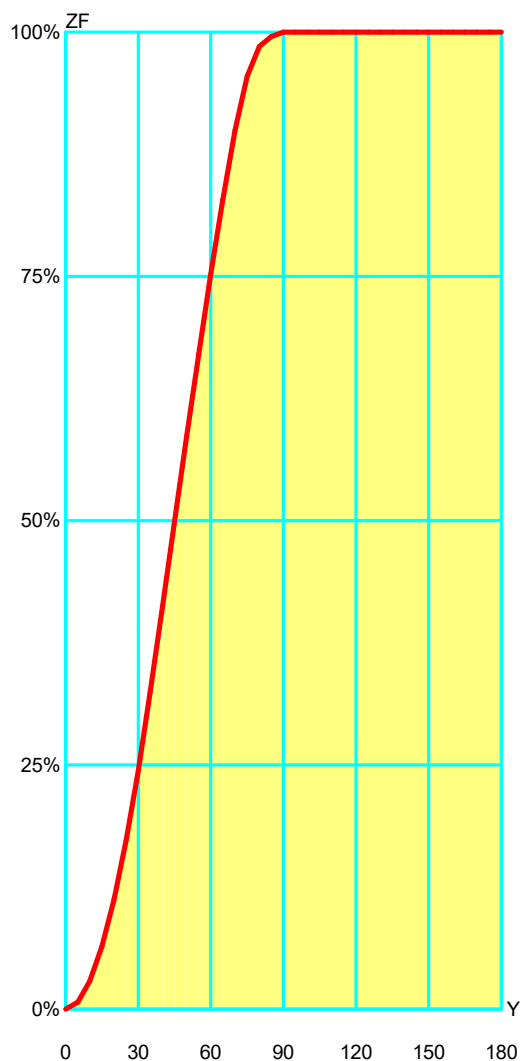
Y°	10	20	30	40	50	60	70	80	90	100	110	120	130	140	150	160	170	180
ZF(Y)	29	112	244	411	586	752	899	985	1000	1000	1000	1000	1000	1000	1000	1000	1000	1000

Códigos de Flujo C.I.E.

44 75 96 100 100

C.I.E. 6/6/6/5/5/5/5/5/4/4
D DIN 5040 A30
F UTE 1.00 E
B NBN BZ 5
RN 0.00000 %
BLF 1.0

LOR 100.00000 %
ULOR 0.00000 %
DLOR 100.00000 %
UFF 0.00000 %
DFF 100.00000 %
FFR 0.00000 %



Flujo Zonal				
Gamma °	Flujo	Suma lm	Flujo [%]	Suma [%]
0°	0.00	0.00	0.00 %	0.00 %
5°	7.17	7.17	0.72 %	0.72 %
10°	21.39	28.56	2.14 %	2.86 %
15°	35.23	63.79	3.52 %	6.38 %
20°	48.42	112.21	4.84 %	11.22 %
25°	60.66	172.87	6.07 %	17.29 %
30°	71.50	244.37	7.15 %	24.44 %
35°	80.27	324.64	8.03 %	32.46 %
40°	86.18	410.82	8.62 %	41.08 %
45°	88.22	499.05	8.82 %	49.90 %
50°	87.38	586.43	8.74 %	58.64 %
55°	84.47	670.89	8.45 %	67.09 %
60°	80.94	751.83	8.09 %	75.18 %
65°	76.77	828.60	7.68 %	82.86 %
70°	70.71	899.31	7.07 %	89.93 %
75°	55.46	954.76	5.55 %	95.48 %
80°	30.43	985.19	3.04 %	98.52 %
85°	10.15	995.35	1.02 %	99.53 %
90°	4.65	1000.00	0.47 %	100.00 %
95°	0.00	1000.00	0.00 %	100.00 %
100°	0.00	1000.00	0.00 %	100.00 %
105°	0.00	1000.00	0.00 %	100.00 %
110°	0.00	1000.00	0.00 %	100.00 %
115°	0.00	1000.00	0.00 %	100.00 %
120°	0.00	1000.00	0.00 %	100.00 %
125°	0.00	1000.00	0.00 %	100.00 %
130°	0.00	1000.00	0.00 %	100.00 %
135°	0.00	1000.00	0.00 %	100.00 %
140°	0.00	1000.00	0.00 %	100.00 %
145°	0.00	1000.00	0.00 %	100.00 %
150°	0.00	1000.00	0.00 %	100.00 %
155°	0.00	1000.00	0.00 %	100.00 %
160°	0.00	1000.00	0.00 %	100.00 %
165°	0.00	1000.00	0.00 %	100.00 %
170°	0.00	1000.00	0.00 %	100.00 %
175°	0.00	1000.00	0.00 %	100.00 %
180°	0.00	1000.00	0.00 %	100.00 %

Luminaria

Código COM2-60W2M1-30K7-ffff-gghhh-i_jj-kk
Nombre Coanda Series Mini S2 - 60W 30K70 T2M1

Ensayo

Código Coanda Series Mini S2 60W COM2-60W2M1-30K7-ffff-gghhh-i_jj-kk 30K70 T2M1
Nombre Coanda Series Mini S2 - 60W 30K70 T2M1

Flujo Luminaria	8100.00 lm	Potencia luminaria	60.00 W	Eficiencia	135.00 lm/W	Rendimiento	100.00%
Flujo de Lámpara	8100.00 lm	Valor Máximo	543.36 cd/klm	Posición	C=10.00 G=68.00	CG	Asimétrico

Utilización CIE

Montaje	Directo				Normalización				Normalizados				Raz. de Susp. 1/3						CIE Estándar					
Techo																								
K	8873	8773	8871	8771	7773	7771	7753	7553	7751	7551	7731	7331	7711	7111	5551	5531	5331	5511	5111	3331	3311	1111	0000	
0.60	220	198	176	158	188	151	112	95	89	76	47	36	17	12	71	38	34	14	11	32	12	10	0	
0.80	256	234	188	174	223	166	141	124	103	90	57	46	23	17	84	48	43	19	16	41	17	15	0	
1.00	279	259	191	179	247	171	164	147	110	99	64	53	29	22	92	55	50	25	21	48	22	19	0	
1.25	299	281	189	179	268	172	188	171	115	105	71	60	35	28	99	61	57	31	27	54	28	25	0	
1.50	313	297	184	176	283	170	207	190	117	109	75	66	41	34	102	67	62	37	33	60	33	30	0	
2.00	330	317	173	167	302	161	235	220	118	111	81	73	51	44	105	73	70	46	42	67	42	39	0	
2.50	341	330	163	159	315	154	255	242	117	112	85	78	58	51	106	78	75	53	49	72	50	46	0	
3.00	348	339	155	152	323	148	271	258	116	111	88	82	64	57	106	82	79	59	55	76	55	52	0	
4.00	358	351	145	143	336	139	292	282	115	111	92	87	72	66	107	86	84	68	64	81	64	61	0	
5.00	365	359	139	137	343	134	307	298	113	111	95	91	78	73	107	90	88	74	71	85	70	67	0	
10.00	378	375	123	123	360	121	340	335	110	109	101	98	91	88	106	97	95	88	86	93	85	82	0	
20.00	385	384	115	115	369	113	359	356	108	108	104	102	99	97	105	100	100	96	95	97	93	91	0	

Pared

K	8873	8773	8871	8771	7773	7771	7753	7553	7751	7551	7731	7331	7711	7111	5551	5531	5331	5511	5111	3331	3311	1111	0000
0.60	478	466	422	413	460	408	362	354	330	324	276	272	238	236	321	272	271	237	236	270	236	235	215
0.80	541	529	464	456	519	450	423	413	375	369	322	317	282	279	365	317	315	280	279	313	279	278	254
1.00	584	571	489	481	559	474	467	456	405	399	354	348	314	311	393	348	346	312	310	343	310	308	282
1.25	621	609	507	501	594	493	507	496	431	425	382	377	344	340	418	375	373	341	339	370	338	336	306
1.50	647	636	518	513	619	505	538	527	448	443	403	397	366	362	435	395	393	362	360	389	359	357	324
2.00	673	663	520	516	644	508	573	563	462	457	423	418	390	386	448	414	412	385	383	407	381	378	341
2.50	686	678	518	514	657	506	595	585	467	463	433	428	404	400	454	424	422	399	396	416	393	389	350
3.00	693	685	512	509	662	501	608	598	467	464	438	433	412	407	454	428	426	405	403	420	400	395	353
4.00	703	697	506	504	672	496	627	619	470	467	446	442	424	420	456	435	434	416	414	426	410	403	359
5.00	709	703	501	499	677	492	640	632	470	468	450	446	431	427	457	439	438	423	421	430	415	408	362
10.00	705	702	474	473	673	466	652	647	455	453	443	441	433	430	442	432	431	423	421	422	413	405	354
20.00	671	669	427	426	639	420	628	625	414	413	409	407	403	401	402	397	396	392	391	386	381	371	319

P.Trab.

K	8873	8773	8871	8771	7773	7771	7753	7553	7751	7551	7731	7331	7711	7111	5551	5531	5331	5511	5111	3331	3311	1111	0000
0.60	577	565	539	529	556	523	438	430	422	416	353	348	303	302	412	349	347	302	301	346	301	301	283
0.80	684	669	630	620	657	612	538	527	513	506	442	436	389	386	499	435	433	386	385	431	385	383	365
1.00	769	754	700	691	738	681	621	609	587	580	518	511	464	460	571	509	507	460	458	503	458	456	437
1.25	849	834	765	757	814	745	704	691	659	652	593	585	540	535	641	583	580	535	532	575	531	528	510
1.50	910	895	813	805	872	793	769	755	714	707	651	643	600	594	694	640	637	594	591	630	589	585	568
2.00	999	986	880	874	958	861	868	854	796	789	741	733	695	689	774	728	724	687	684	716	681	675	659
2.50	1000	1000	922	918	1000	904	935	922	849	843	802	794	760	754	827	786	783	751	747	774	742	735	720
3.00	1000	1000	951	947	1000	934	985	972	886	881	845	838	808	801	864	829	826	797	793	815	787	779	764
4.00	1000	1000	987	984	1000	970	1000	1000	933	929	899	893	869	862	910	882	879	856	852	866	844	834	820
5.00	1000	1000	1000	1000	1000	992	1000	1000	961	958	933	928	908	901	939	915	913	893	889	898	880	868	855
10.00	1000	1000	1000	1000	1000	1000	1000	1000	1000	1000	1000	1000	1000	991	987	997	985	984	973	971	966	956	929
20.00	1000	1000	1000	1000	1000	1000	1000	1000	1000	1000	1000	1000	1000	1000	1000	1000	1000	1000	1000	1000	997	979	968

LM53 SHR C0-C180: 1.785 SHR C90-C270: 1.387 SHR Superficial: 1.728

Luminaria

Código COM2-60W2M1-30K7-ffff-gghhh-i_jj-kk
Nombre Coanda Series Mini S2 - 60W 30K70 T2M1

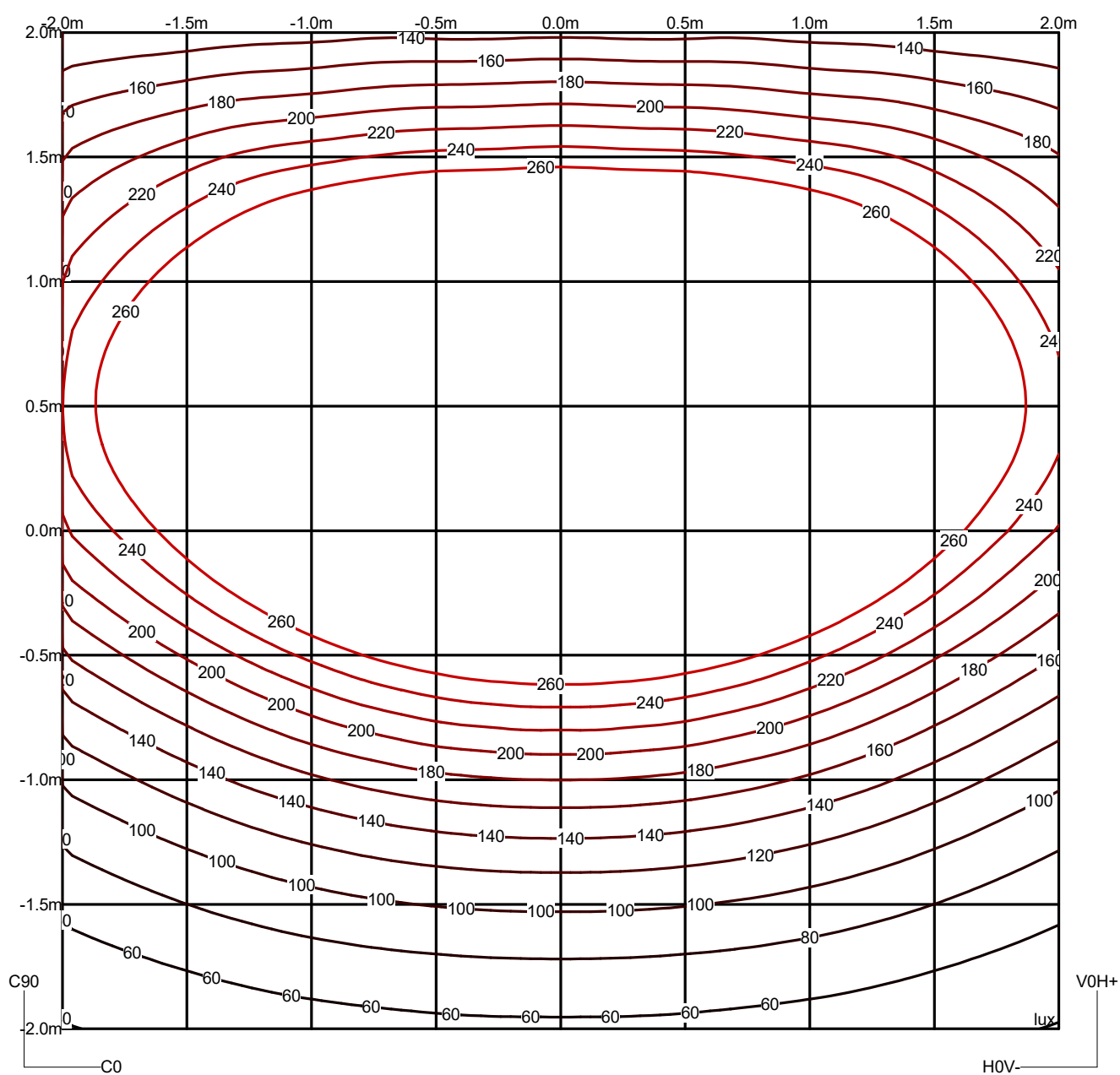
Ensayo

Código Coanda Series Mini S2 60W COM2-60W2M1-30K7-ffff-gghhh-i_jj-kk 30K70 T2M1
Nombre Coanda Series Mini S2 - 60W 30K70 T2M1

Flujo Luminaria	8100.00 lm	Potencia luminaria	60.00 W	Eficiencia	135.00 lm/W	Rendimiento	100.00%
Flujo de Lámpara	8100.00 lm	Valor Máximo	543.36 cd/klm	Posición	C=10.00 G=68.00	CG	Asimétrico

Isolux (Suelo)

Posición Luminaria X=0.00m Y=0.00m Z=2.50m



Luminaria

Código COM2-60W2M1-30K7-ffff-gghhh-i_jj-kk
Nombre Coanda Series Mini S2 - 60W 30K70 T2M1

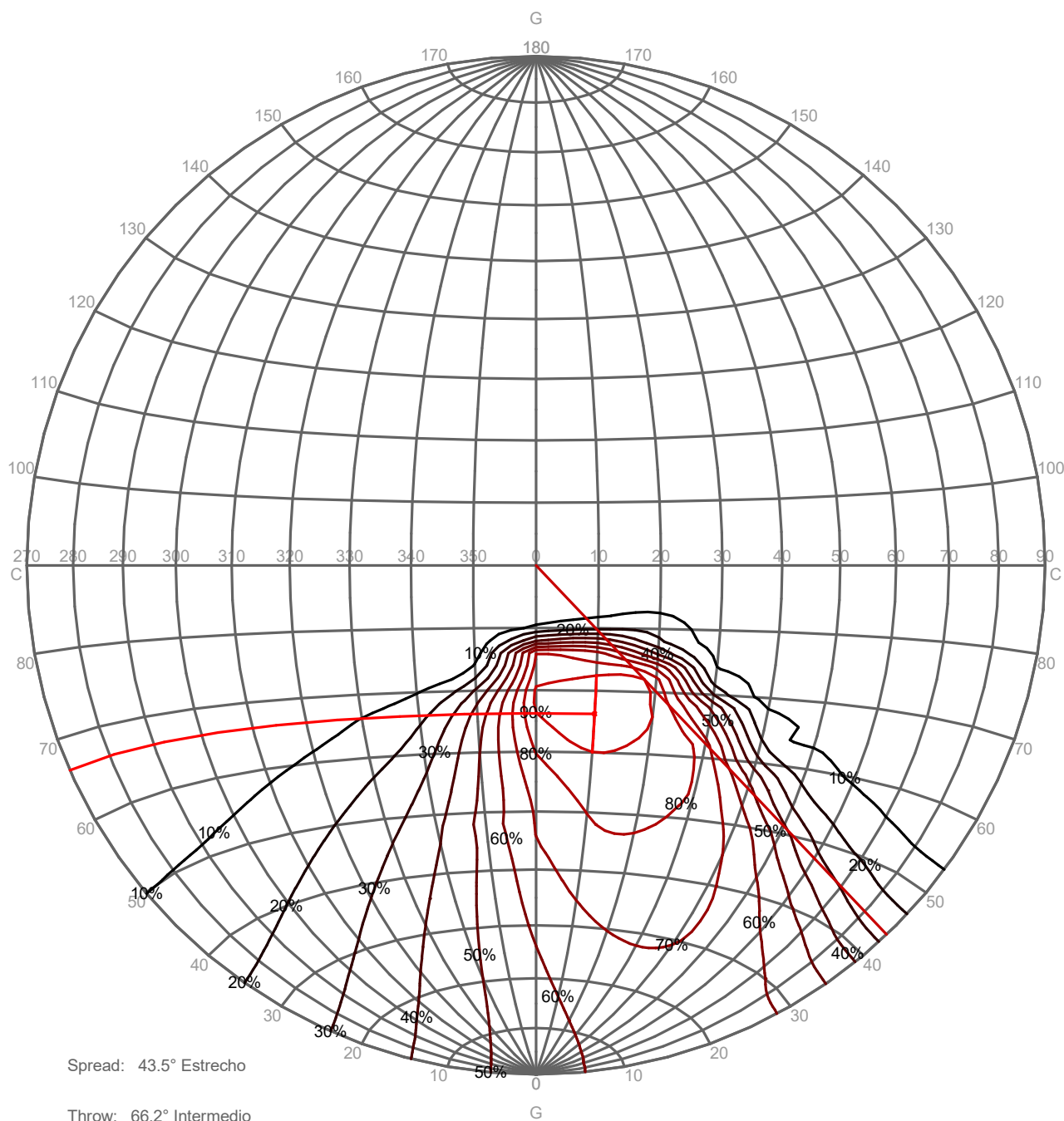
Ensayo

Código Coanda Series Mini S2 60W COM2-60W2M1-30K7-ffff-gghhh-i_jj-kk 30K70 T2M1
Nombre Coanda Series Mini S2 - 60W 30K70 T2M1

Flujo Luminaria	8100.00 lm	Potencia luminaria	60.00 W	Eficiencia	135.00 lm/W	Rendimiento	100.00%
Flujo de Lámpara	8100.00 lm	Valor Máximo	543.36 cd/klm	Posición	C=10.00 G=68.00	CG	Asimétrico

PORCENTAJE ISOCANDELAS

Proyección: Equivalente SLI (deslumbramiento) 4.9 Concentrado Ángulo de Inclinación: 0°



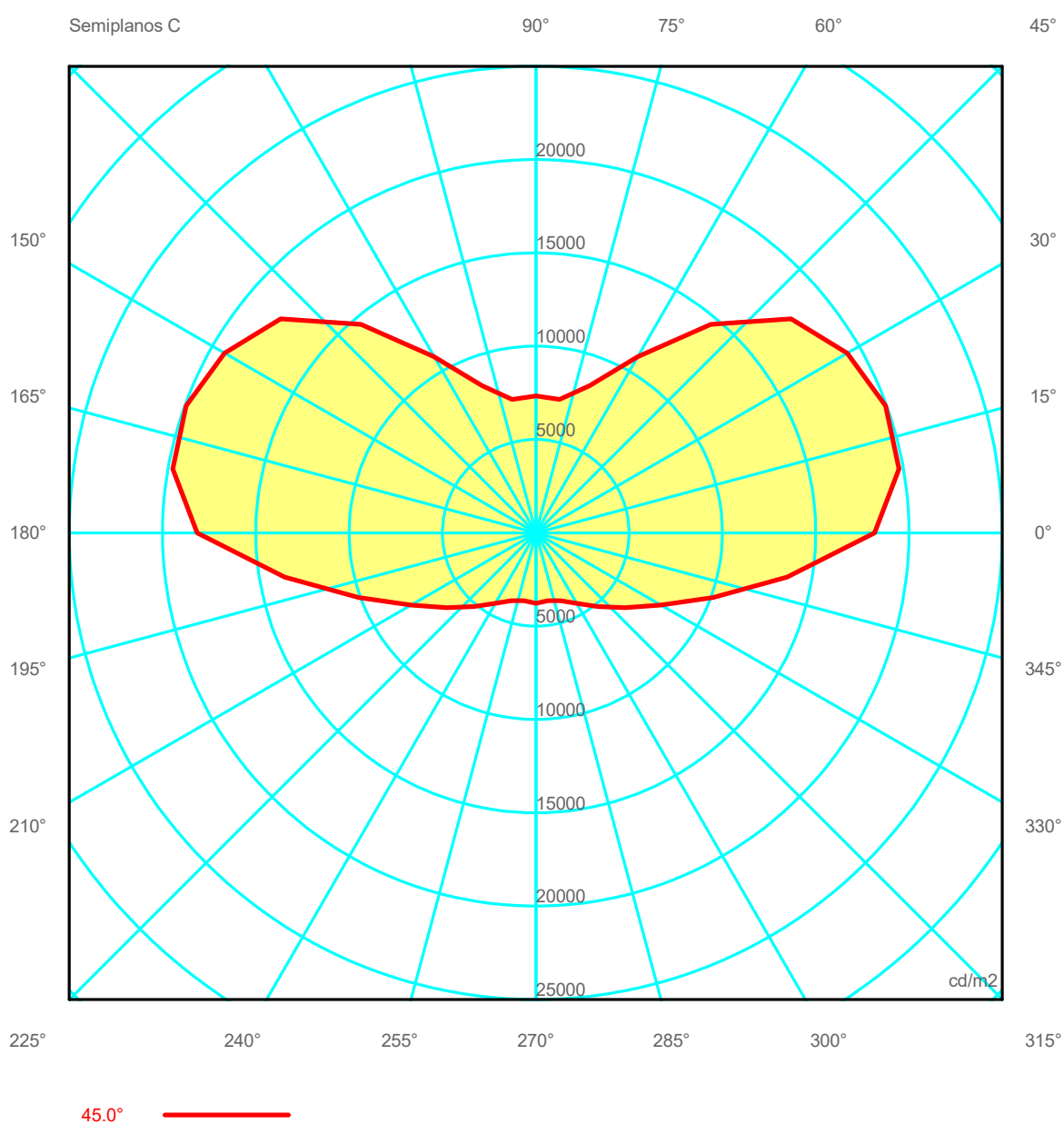
Luminaria

Código COM2-60W2M1-30K7-ffff-gghhh-i_jj-kk
Nombre Coanda Series Mini S2 - 60W 30K70 T2M1

Ensayo

Código Coanda Series Mini S2 60W COM2-60W2M1-30K7-ffff-gghhh-i_jj-kk 30K70 T2M1
Nombre Coanda Series Mini S2 - 60W 30K70 T2M1

Flujo Luminaria	8100.00 lm	Potencia luminaria	60.00 W	Eficiencia	135.00 lm/W	Rendimiento	100.00%
Flujo de Lámpara	8100.00 lm	Valor Máximo	543.36 cd/klm	Posición	C=10.00 G=68.00	CG	Asimétrico

Luminancia


Luminaria

Código COM2-60W2M1-30K7-ffff-gghhh-i_jj-kk
Nombre Coanda Series Mini S2 - 60W 30K70 T2M1

Ensayo

Código Coanda Series Mini S2 60W COM2-60W2M1-30K7-ffff-gghhh-i_jj-kk 30K70 T2M1
Nombre Coanda Series Mini S2 - 60W 30K70 T2M1

Flujo Luminaria	8100.00 lm	Potencia luminaria	60.00 W	Eficiencia	135.00 lm/W	Rendimiento	100.00%
Flujo de Lámpara	8100.00 lm	Valor Máximo	543.36 cd/klm	Posición	C=10.00 G=68.00	CG	Asimétrico

Luminance cd/m2
Tabla 1/3

	C 0.00	C 10.00	C 20.00	C 30.00	C 40.00	C 50.00	C 60.00	C 70.00	C 80.00	C 90.00	C 100.00	C 110.00	C 120.00
G 0.0	14719.16	14719.16	14719.16	14719.16	14719.16	14719.16	14719.16	14719.16	14719.16	14719.16	14719.16	14719.16	14719.16
G 5.0	14270.25	14440.26	14620.51	14795.43	14964.47	15125.86	15269.85	15419.02	15538.09	15657.30	15538.09	15419.02	15269.85
G 10.0	14044.53	14382.28	14708.05	14998.74	15257.36	15503.54	15722.14	15958.91	16160.38	16395.24	16160.38	15958.91	15722.14
G 15.0	14024.66	14526.44	14967.11	15326.45	15619.53	15873.78	16073.21	16315.65	16545.03	16882.18	16545.03	16315.65	16073.21
G 20.0	14177.67	14859.71	15395.81	15785.93	16028.33	16188.98	16283.63	16462.70	16656.75	17070.66	16656.75	16462.70	16283.63
G 25.0	14500.87	15374.11	16007.43	16365.87	16480.69	16459.63	16330.84	16329.33	16393.99	16841.91	16393.99	16329.33	16330.84
G 30.0	15006.30	16120.92	16830.75	17068.79	16939.12	16614.17	16100.73	15688.37	15417.70	15829.80	15417.70	15688.37	16100.73
G 35.0	15691.69	17130.24	17849.19	17857.94	17335.24	16563.12	15277.97	14254.58	13666.43	14010.41	13666.43	14254.58	15277.97
G 40.0	16648.25	18439.13	18879.97	18539.98	17672.40	16056.60	13660.38	12004.58	10577.63	10757.57	10577.63	12004.58	13660.38
G 45.0	18153.07	19764.92	19936.31	19265.03	17851.28	14588.22	10914.69	8402.70	7274.45	7340.07	7274.45	8402.70	10914.69
G 50.0	19188.12	21183.76	21426.97	20206.17	17462.80	12112.45	7401.25	5581.54	4725.53	4710.00	4725.53	5581.54	7401.25
G 55.0	21153.11	23204.36	23010.66	21511.29	15265.04	7765.00	4716.99	3438.57	2926.62	3029.89	2926.62	3438.57	4716.99
G 60.0	24182.50	26245.99	25024.00	21956.82	10061.34	4456.58	2802.04	2390.70	2458.09	2696.02	2458.09	2390.70	2802.04
G 65.0	28327.58	30246.75	27518.36	18825.88	5083.66	2644.80	2137.86	2213.54	2317.73	2567.82	2317.73	2213.54	2137.86
G 70.0	31950.28	33173.59	28932.99	9910.13	2434.08	2017.30	2023.39	2100.62	2180.17	2452.60	2180.17	2100.62	2023.39
G 75.0	31896.70	29103.20	19168.63	3304.35	1636.21	1783.56	1863.48	1968.70	2088.65	2379.18	2088.65	1968.70	1863.48
G 80.0	5183.72	7465.24	6456.38	2024.91	1357.58	1394.53	1476.88	1662.42	1825.08	2138.31	1825.08	1662.42	1476.88
G 85.0	978.35	1549.85	2169.89	1096.19	1031.25	1095.46	1160.85	1319.27	1522.12	1859.13	1522.12	1319.27	1160.85
G 90.0	392.14	443.29	570.30	558.38	613.34	646.75	756.19	883.02	1154.95	1542.86	1154.95	883.02	756.19

Luminaria

Código COM2-60W2M1-30K7-ffff-gghhh-i_jj-kk
Nombre Coanda Series Mini S2 - 60W 30K70 T2M1

Ensayo

Código Coanda Series Mini S2 60W COM2-60W2M1-30K7-ffff-gghhh-i_jj-kk 30K70 T2M1
Nombre Coanda Series Mini S2 - 60W 30K70 T2M1

Flujo Luminaria	8100.00 lm	Potencia luminaria	60.00 W	Eficiencia	135.00 lm/W	Rendimiento	100.00%
Flujo de Lámpara	8100.00 lm	Valor Máximo	543.36 cd/klm	Posición	C=10.00 G=68.00	CG	Asimétrico

Luminance cd/m2 Tabla 2/3

	C 130.00	C 140.00	C 150.00	C 160.00	C 170.00	C 180.00	C 190.00	C 200.00	C 210.00	C 220.00	C 230.00	C 240.00	C 250.00
G 0.0	14719.16	14719.16	14719.16	14719.16	14719.16	14719.16	14719.16	14719.16	14719.16	14719.16	14719.16	14719.16	14719.16
G 5.0	15125.86	14964.47	14795.43	14620.51	14440.26	14270.25	14019.13	13782.05	13567.56	13384.83	13233.67	13138.32	13085.67
G 10.0	15503.54	15257.36	14998.74	14708.05	14382.28	14044.53	13544.07	13050.28	12597.06	12220.41	11915.39	11704.27	11572.25
G 15.0	15873.78	15619.53	15326.45	14967.11	14526.44	14024.66	13255.45	12482.81	11795.99	11205.01	10700.29	10355.73	10142.53
G 20.0	16188.98	16028.33	15785.93	15395.81	14859.71	14177.67	13110.50	12049.30	11085.60	10264.93	9615.74	9163.73	8860.04
G 25.0	16459.63	16480.69	16365.87	16007.43	15374.11	14500.87	13085.16	11686.62	10422.67	9412.49	8597.80	8044.03	7699.43
G 30.0	16614.17	16939.12	17068.79	16830.75	16120.92	15006.30	13144.95	11332.39	9795.81	8585.45	7663.01	7031.54	6642.83
G 35.0	16563.12	17335.24	17857.94	17849.19	17130.24	15691.69	13244.69	10966.71	9136.96	7781.73	6804.14	6126.04	5689.47
G 40.0	16056.60	17672.40	18539.98	18879.97	18439.13	16648.25	13376.51	10549.73	8443.52	7011.73	5993.75	5250.98	4756.93
G 45.0	14588.22	17851.28	19265.03	19936.31	19764.92	18153.07	13664.67	10106.85	7736.98	6221.84	5134.31	4359.29	3859.00
G 50.0	12112.45	17462.80	20206.17	21426.97	21183.76	19188.12	14110.82	9549.40	6911.69	5343.64	4218.60	3509.95	3145.50
G 55.0	7765.00	15265.04	21511.29	23010.66	23204.36	21153.11	14255.59	8735.12	5948.56	4378.40	3374.64	2846.38	2756.11
G 60.0	4456.58	10061.34	21956.82	25024.00	26245.99	24182.50	14576.31	7665.87	4720.55	3318.75	2611.73	2426.47	2553.31
G 65.0	2644.80	5083.66	18825.88	27518.36	30246.75	28327.58	14308.87	5977.32	3405.04	2441.75	2174.71	2202.24	2364.78
G 70.0	2017.30	2434.08	9910.13	28932.99	33173.59	31950.28	10574.77	3150.63	2138.25	1868.53	1964.54	2023.52	2137.34
G 75.0	1783.56	1636.21	3304.35	19168.63	29103.20	31896.70	2842.85	1443.46	1565.96	1565.66	1706.36	1754.52	1858.73
G 80.0	1394.53	1357.58	2024.91	6456.38	7465.24	5183.72	1482.23	1193.38	1176.62	1206.28	1275.74	1379.78	1565.70
G 85.0	1095.46	1031.25	1096.19	2169.89	1549.85	978.35	782.60	775.62	855.14	885.91	924.63	1009.24	1155.97
G 90.0	646.75	613.34	558.38	570.30	443.29	392.14	438.71	467.68	518.19	547.26	597.84	678.71	821.33

Luminaria

Código COM2-60W2M1-30K7-ffff-gghhh-i_jj-kk
Nombre Coanda Series Mini S2 - 60W 30K70 T2M1

Ensayo

Código Coanda Series Mini S2 60W COM2-60W2M1-30K7-ffff-gghhh-i_jj-kk 30K70 T2M1
Nombre Coanda Series Mini S2 - 60W 30K70 T2M1

Flujo Luminaria	8100.00 lm	Potencia luminaria	60.00 W	Eficiencia	135.00 lm/W	Rendimiento	100.00%
Flujo de Lámpara	8100.00 lm	Valor Máximo	543.36 cd/klm	Posición	C=10.00 G=68.00	CG	Asimétrico

Luminance cd/m2 Tabla 3/3

	C 260.00	C 270.00	C 280.00	C 290.00	C 300.00	C 310.00	C 320.00	C 330.00	C 340.00	C 350.00
G 0.0	14719.16	14719.16	14719.16	14719.16	14719.16	14719.16	14719.16	14719.16	14719.16	14719.16
G 5.0	13096.62	13147.63	13096.62	13085.67	13138.32	13233.67	13384.83	13567.56	13782.05	14019.13
G 10.0	11564.87	11644.45	11564.87	11572.25	11704.27	11915.39	12220.41	12597.06	13050.28	13544.07
G 15.0	10110.64	10211.91	10110.64	10142.53	10355.73	10700.29	11205.01	11795.99	12482.81	13255.45
G 20.0	8783.87	8895.78	8783.87	8860.04	9163.73	9615.74	10264.93	11085.60	12049.30	13110.50
G 25.0	7586.30	7701.79	7586.30	7699.43	8044.03	8597.80	9412.49	10422.67	11686.62	13085.16
G 30.0	6512.53	6628.71	6512.53	6642.83	7031.54	7663.01	8585.45	9795.81	11332.39	13144.95
G 35.0	5524.82	5636.62	5524.82	5689.47	6126.04	6804.14	7781.73	9136.96	10966.71	13244.69
G 40.0	4572.98	4652.52	4572.98	4756.93	5250.98	5993.75	7011.73	8443.52	10549.73	13376.51
G 45.0	3688.74	3770.16	3688.74	3859.00	4359.29	5134.31	6221.84	7736.98	10106.85	13664.67
G 50.0	3125.81	3291.99	3125.81	3145.50	3509.95	4218.60	5343.64	6911.69	9549.40	14110.82
G 55.0	2932.91	3179.01	2932.91	2756.11	2846.38	3374.64	4378.40	5948.56	8735.12	14255.59
G 60.0	2792.59	3088.05	2792.59	2553.31	2426.47	2611.73	3318.75	4720.55	7665.87	14576.31
G 65.0	2647.25	2980.87	2647.25	2364.78	2202.24	2174.71	2441.75	3405.04	5977.32	14308.87
G 70.0	2359.41	2673.59	2359.41	2137.34	2023.52	1964.54	1868.53	2138.25	3150.63	10574.77
G 75.0	2105.95	2445.00	2105.95	1858.73	1754.52	1706.36	1565.66	1565.96	1443.46	2842.85
G 80.0	1782.42	2115.27	1782.42	1565.70	1379.78	1275.74	1206.28	1176.62	1193.38	1482.23
G 85.0	1365.28	1671.57	1365.28	1155.97	1009.24	924.63	885.91	855.14	775.62	782.60
G 90.0	1026.13	1344.00	1026.13	821.33	678.71	597.84	547.26	518.19	467.68	438.71

Luminaria

Código COM2-60W2M1-30K7-ffff-gghhh-i_jj-kk
Nombre Coanda Series Mini S2 - 60W 30K70 T2M1

Ensayo

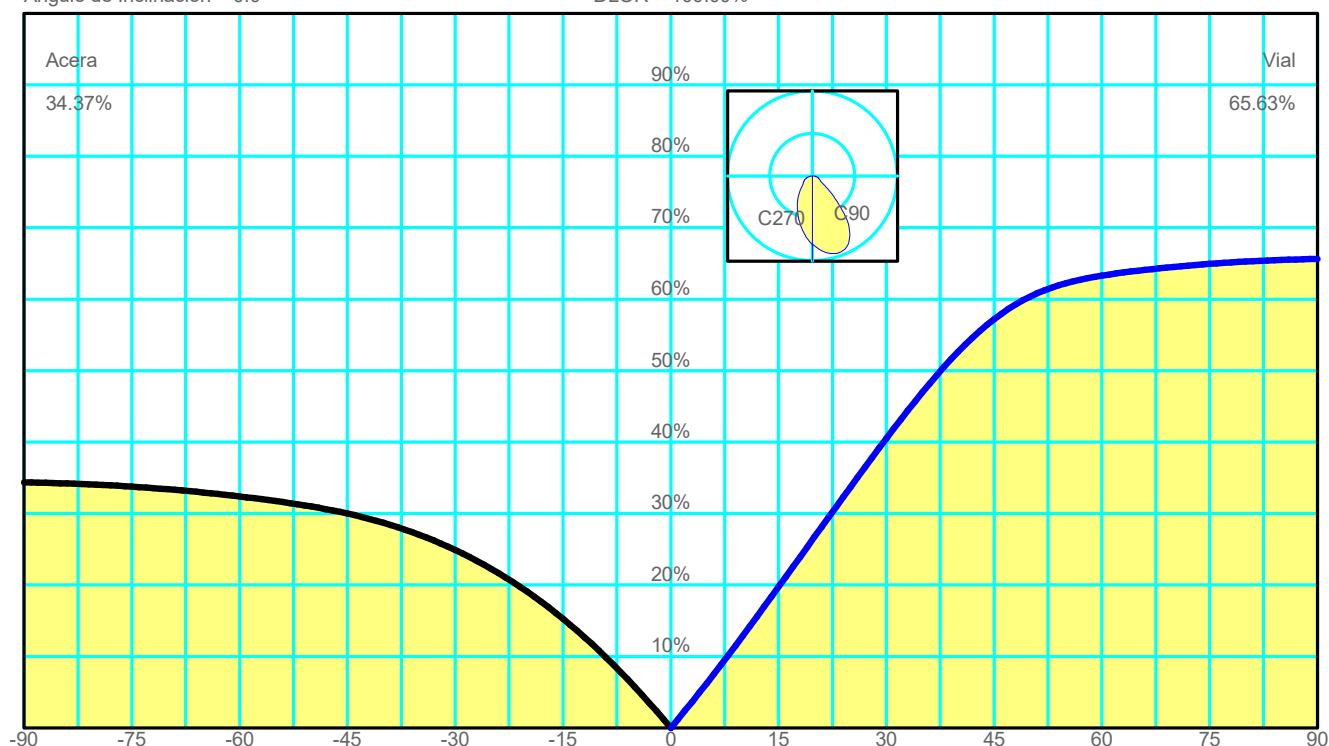
Código Coanda Series Mini S2 60W COM2-60W2M1-30K7-ffff-gghhh-i_jj-kk 30K70 T2M1
Nombre Coanda Series Mini S2 - 60W 30K70 T2M1

Flujo Luminaria	8100.00 lm	Potencia luminaria	60.00 W	Eficiencia	135.00 lm/W	Rendimiento	100.00%
Flujo de Lámpara	8100.00 lm	Valor Máximo	543.36 cd/klm	Posición	C=10.00 G=68.00	CG	Asimétrico

Acera			Vial		
Piano	0	0.00%	Piano	0	0.00%
Piano	-5	5.72%	Piano	5	6.24%
Piano	-10	10.82%	Piano	10	12.86%
Piano	-15	15.27%	Piano	15	19.73%
Piano	-20	19.07%	Piano	20	26.73%
Piano	-25	22.26%	Piano	25	33.70%
Piano	-30	24.89%	Piano	30	40.51%
Piano	-35	27.02%	Piano	35	46.93%
Piano	-40	28.71%	Piano	40	52.65%
Piano	-45	30.00%	Piano	45	57.19%
Piano	-50	30.97%	Piano	50	60.35%
Piano	-55	31.74%	Piano	55	62.24%
Piano	-60	32.38%	Piano	60	63.29%
Piano	-65	32.93%	Piano	65	63.98%
Piano	-70	33.40%	Piano	70	64.51%
Piano	-75	33.77%	Piano	75	64.94%
Piano	-80	34.05%	Piano	80	65.26%
Piano	-85	34.24%	Piano	85	65.49%
Piano	-90	34.37%	Piano	90	65.63%

Ángulo de Inclinación = 0.0

DLOR = 100.00%



Spread	43.5° Estrecho	DLOR	100.0000 %
Throw	66.2° Intermedio	ULOR	0.0000 %
SLI (deslumbramiento)	Concentrado	Rendimiento	100.0000 %
Cutoff CIE	Semi Cutoff - Max: C=10.0° Gamma=68.0°	RN	0.0000 %
Cutoff Iesna	Semi Cutoff	Clase de Intensidad Luminosa	G2
DIN5044	--	Índice de Deslumbramiento	D5
IESNA Type II Medium Asymmetrical			

